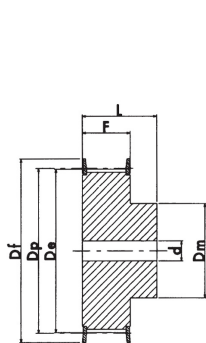


PULEGGE DENTATE TIPO HTD - MOZZO GREZZO

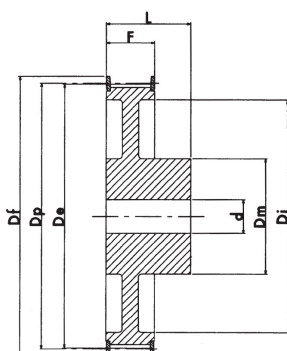
PASSO 8mm PER CINGHIA LARGA 30mm



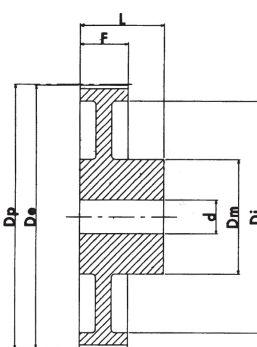
Materiale
AC = ACCIAIO
AL = ALLUMINIO
GH = GHISA



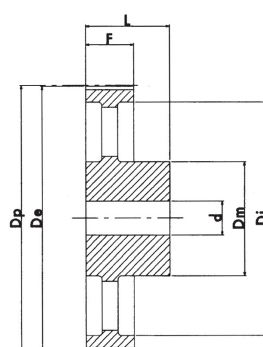
esecuzione 1F



esecuzione 2F



esecuzione 3



esecuzione 4

N°Denti	Esecuzione	Flangia	Dp mm	De mm	Df mm	Dm mm	Di mm	F mm	L mm	d mm	Materiale	Codice
22	1F	✓	56.02	54.65	60	43	-	38	48	12	AC	228M30F
24	1F	✓	61.12	59.75	66	45	-	38	48	12	AC	248M30F
26	1F	✓	66.21	64.85	70	48	-	38	48	12	AC	268M30F
28	1F	✓	71.30	70.08	75	50	-	38	48	15	AC	288M30F
30	1F	✓	76.39	75.13	82.5	55	-	38	48	15	AC	308M30F
32	1F	✓	81.49	80.16	87	60	-	38	48	15	AC	328M30F
34	1F	✓	86.58	85.22	91	66	-	38	48	15	AC	348M30F
36	1F	✓	91.67	90.30	97	70	-	38	48	15	AC	368M30F
38	1F	✓	96.77	95.39	102	75	-	38	48	15	AC	388M30F
40	1F	✓	101.86	100.49	106	75	-	38	48	15	AC	408M30F
44	1F	✓	112.05	110.67	120	75	-	38	48	15	AC	448M30F
48	1F	✓	122.23	120.86	128	75	-	38	48	15	AC	488M30F
56	2F	✓	142.60	141.23	150	90	116	38	48	15	AC	568M30F
64	2F	✓	162.97	161.60	168	90	137	38	48	15	AC	648M30F
72	2F	✓	183.35	181.97	192	95	158	38	48	15	AC	728M30F
80	3		203.72	202.35	-	100	180	38	48	15	GH	808M30
90	3		229.18	227.81	-	100	204	38	48	15	GH	908M30
112	4		285.21	283.83	-	100	254	38	48	18	GH	1128M30
144	4		366.69	365.32	-	100	336	38	48	20	GH	1448M30
168	4		427.81	426.44	-	100	400	38	48	20	GH	1688M30
192	4		488.92	487.55	-	100	460	38	48	20	GH	1928M30

