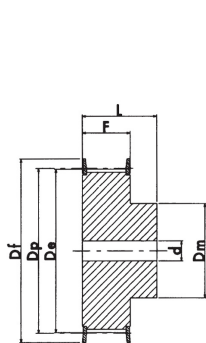


# PULEGGE DENTATE TIPO HTD - MOZZO GREZZO

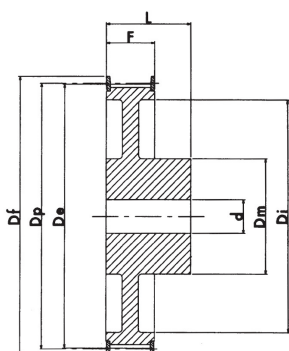
## PASSO 8mm PER CINGHIA LARGA 20mm



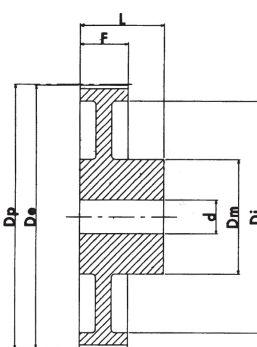
Materiale  
AC = ACCIAIO  
AL = ALLUMINIO  
GH = GHISA



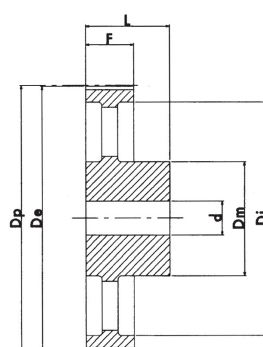
esecuzione 1F



esecuzione 2F



esecuzione 3



esecuzione 4

N°Denti	Esecuzione	Flangia	Dp	De	Df	Dm	Di	F	L	d	Materiale	Codice
			mm	mm	mm	mm	mm					
22	1F	✓	56.02	54.65	60	43	-	28	38	12	AC	228M20F
24	1F	✓	61.12	59.75	66	45	-	28	38	12	AC	248M20F
26	1F	✓	66.21	64.85	70	48	-	28	38	12	AC	268M20F
28	1F	✓	71.30	70.08	75	50	-	28	38	15	AC	288M20F
30	1F	✓	76.39	75.13	82.5	55	-	28	38	15	AC	308M20F
32	1F	✓	81.49	80.16	87	60	-	28	38	15	AC	328M20F
34	1F	✓	86.58	85.22	91	66	-	28	38	15	AC	348M20F
36	1F	✓	91.67	90.30	97	70	-	28	38	15	AC	368M20F
38	1F	✓	96.77	95.39	102	75	-	28	38	15	AC	388M20F
40	1F	✓	101.86	100.49	106	75	-	28	38	15	AC	408M20F
44	1F	✓	112.05	110.67	120	75	-	28	38	15	AC	448M20F
48	1F	✓	122.23	120.86	128	75	-	28	38	15	AC	488M20F
56	2F	✓	142.60	141.23	150	80	116	28	38	15	AC	568M20F
64	2F	✓	162.97	161.60	168	80	137	28	38	15	AC	648M20F
72	2F	✓	183.35	181.97	192	80	158	28	38	15	AC	728M20F
80	3		203.72	202.35	-	90	180	28	38	15	GH	808M20
90	3		229.18	227.81	-	90	204	28	38	15	GH	908M20
112	4		285.21	283.83	-	90	254	28	38	18	GH	1128M20
144	4		366.69	365.32	-	90	336	28	38	20	GH	1448M20
168	4		427.81	426.44	-	100	400	28	38	20	GH	1688M20
192	4		488.92	487.55	-	100	460	28	38	20	GH	1928M20

