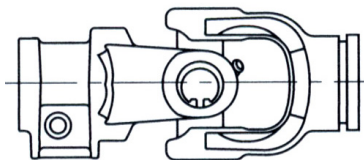


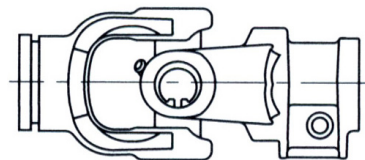
# ALBERI CARDANICI E RICAMBI

## GIUNTO COMPLETO PER ALBERO SERIE 100 TAGLIA 7



**GIUNTO COMPLETO  
PER TUBO ESTERNO**


Codice  
701



**GIUNTO COMPLETO  
PER TUBO INTERNO**


Codice  
702

**SPINA PER TUBO ESTERNO**



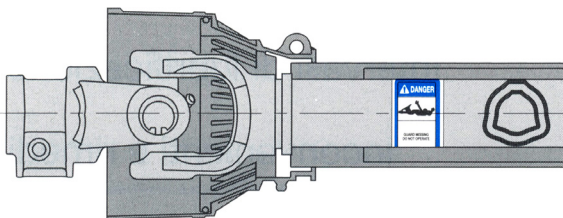
Codice  
10x80

**SPINA PER TUBO INTERNO**



Codice  
10x75

### ALBERI CARDANICI SERIE 100 TAGLIA 7: DATI TECNICI



540 giri/min		1000 giri/min			
Potenza di utilizzo		Potenza di utilizzo		A	B
kW	CV	kW	CV	mm	mm
55	75	87	118	35	93.5

